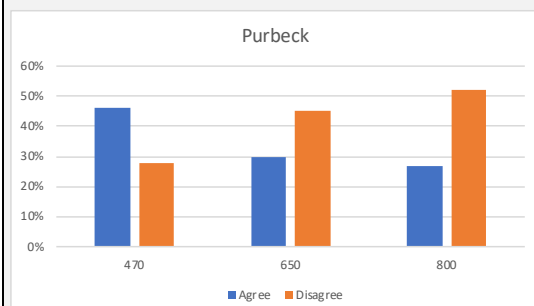


## Purbeck Consultation Jan 2018 Results

### All of Purbeck

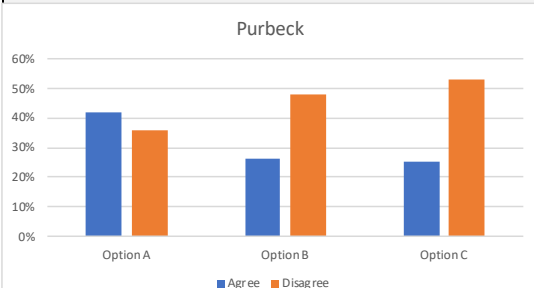
#### Homes in Wool

	Agree	Disagree
<b>470</b>	46%	28%
<b>650</b>	30%	45%
<b>800</b>	27%	52%



#### Overall view of each option

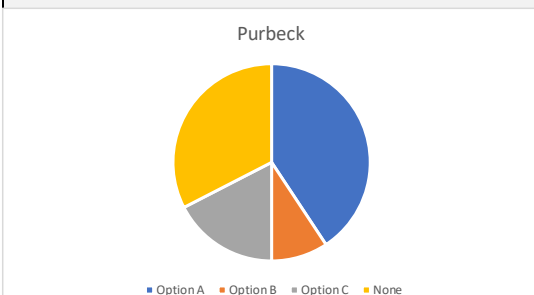
	Agree	Disagree
<b>Option A</b>	42%	36%
<b>Option B</b>	26%	48%
<b>Option C</b>	25%	53%



#### Overall view of the options

Prefer:

<b>Option A</b>	35%
<b>Option B</b>	8%
<b>Option C</b>	15%
<b>None</b>	28%

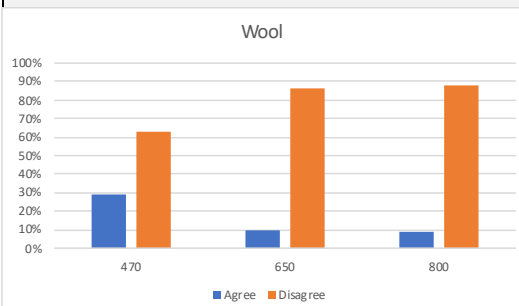


### Wool Residents

Consultation  
Question

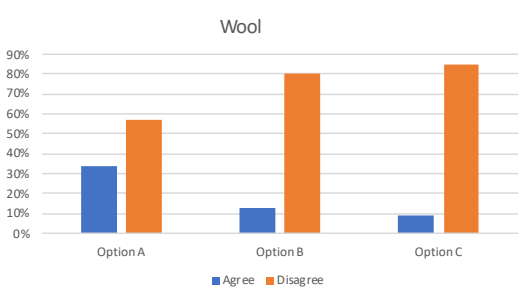
#### Homes in Wool

	Agree	Disagree
<b>470</b>	29%	63%
<b>650</b>	10%	86%
<b>800</b>	9%	88%



#### Overall view of each option

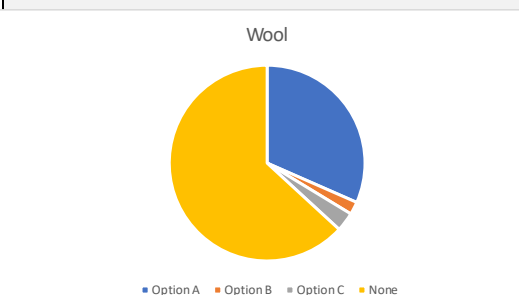
	Agree	Disagree
<b>Option A</b>	34%	57%
<b>Option B</b>	13%	80%
<b>Option C</b>	9%	85%



#### Overall view of the options

Prefer:

<b>Option A</b>	30%
<b>Option B</b>	2%
<b>Option C</b>	3%
<b>None</b>	60%



Q8

Q11

Q14

Q9

Q12

Q15

Q17